







Supplies:

*8 sheets of kite paper
glue stick or school glue*

Pinwheel Window Star



Align the individual square on a hard surface so that it looks like a diamond. Fold in half to make a crease in the middle and then unfold. Take the two side side triangle tips toward the middle crease and glue in place.



Fold the upper two sides in and down toward the center so they meet along the center crease. Glue in place. Next take the lower right edge of the point and fold it so that it lies along the center crease. Glue in place. Repeat these steps until you have completed all 8 points.

